



WELCOME

TO

GW

LAW




LAW

DEAN OF STUDENTS
OFFICE

SELECTING 2L CLASSES
REQUIREMENTS AND RECOMMENDATIONS
Tuesday, August 16, 2022

Agenda

- Review GW Law's JD Graduation Requirements
- Course Selection Strategy
- Mechanics of Course Registration





LAW


DEAN OF STUDENTS
OFFICE

Topic 1

Graduation Requirements

Requirements for Graduation

- 84 Total Credits
- Six Enrollment Units
- 45 Graded Credits
- Up to 8 Total Ungraded Credits Permitted



Three Additional Upper-Level Requirements

Letter Grade (Unless Not Available)

- 6 Experiential Learning Credits
- PRE course (2 credits)
- Legal Writing Requirement




Completing The Requirements

DO YOUR DILIGENCE

- Be sure requirement will be satisfied by a particular course and instructor.

NO DOUBLE-DIPPING

- Classes used to satisfy one requirement cannot be used to satisfy a second requirement.



Online Credits (Distance Education)

JD students are permitted to take 15 online credits which will go toward the 84 required for graduation.

No more than 6 online credits in the course of a particular semester.

There are special situations and other considerations—review the [Information to Supplement the Bulletin](#).



The Full-Time / Six Semester Approach

	1L Year	2L Year	3L Year
Fall	15 Credits; 1 EU	13 Credits; 1 EU	13 Credits; 1 EU
Spring	16 Credits; 1 EU	14 Credits; 1 EU	13 Credits; 1 EU

84 Credits
&
6 EUs

The Full-Time & Part-Time Approach

Paying for credits in the summer provides EUs in the summer, which can be used to your future advantage

EXAMPLE:

- Paying for 4 Summer Credits = 0.3 EUs
- Allows Taking Just 10 CR in a Final Semester = 0.7 EUs
- Part-Time Student Status Allows Student Full-Time Work That Semester

A change in status could trigger financial aid and scholarship implications.

Use DegreeMAP to Track Your Progress

How to Log into DegreeMAP:

1. Log into the GWeb
2. Click the Student Records and Registration Tab
3. Click the Student Records Information Menu
4. Click on the DegreeMAP link
5. Click the “Launch DegreeMAP” button





LAW

DEAN OF STUDENTS
OFFICE

Topic 2

Course Selection Strategy

Course Selection Strategy

Create a Master Plan for Remaining Semesters

Consult the Bulletin: Foundational & Advanced Courses in Interest Area(s)

Chip Away at Graduation Requirements

Seek Mix of Grading Methodologies

Exam Schedule is NOT Negotiable

Bar Preparation and “What Everyone Should Take” Courses – Reasonable Minds Differ

Easier to Change the Plan than to Have No Plan



Summer Credit Options

- **Field Placement and Co-Requisite Courses** – Many Offered On “Distance Learning” Basis (US & Int’l)
- **Summer Courses at GW**
 - In Evening [6-8 pm or 6-9 pm]; Most Two Days/Week; some weekend
 - Many “core” courses offered—in Summer 2022 there will be Evidence (weekend compressed course), PRE, Administrative Law (3 CR), International Law (4 CR), and Corporations (4 CR) among others
- **Summer Courses at Another Law School**
- *FP’s Co-Req Courses and Summer Courses at GW Are All GRADED Credits*

Full Semester Options Outside DC

- GWinNY
- GW-University of Groningen (Netherlands)
- GW-Universita Bocconi (Milan, Italy)
- North American Consortium for Legal Education



CR/NC Course Options

- Dean's Fellow/Writing Fellow (4/8 CR Max Each)
- Journal (4 CR; Four Semester Commitment)
- Field Placement (1-4 CR/Semester; 8 CR Max; 2-CR Co-Req Course Required [Graded]: e.g., Gov't Lawyering, Craft of Judging)
- Advocacy Competitions (1 CR/Comp; 1 Comp/Sem; 3 CR Max)
- Clinics (4-6 CR/Semester; *Most Clinics Are Graded*)
- GW Graduate Courses 6,000-level or higher (6 CR Max; must show Legal Nexus; B- or Better)
- Summer Law Courses at Other Schools (6 CR Max)
- "Conversion" of Elective Courses (One/Semester; 6 CR Max)
- Joint Degree Programs (Registered as Such; Up to 12 CR)
- Miscellaneous (e.g., Reading Groups, Upper-Level Writing, some skills offerings) (1-2 CR)

Courses Relevant to the Bar

The Uniform Bar Exam (currently in 40 jurisdictions) has three components:

- **Multistate Performance Test:** Two 90-Minute Questions Requiring Completion of Lawyering Task (Client Letter or Memorandum, e.g.).
- **Multistate Bar Exam:** 200 Multiple Choice Questions on: Civ Pro, Con Law I, Contracts, Crim Law, Property, Torts, *Con Law II*, *Crim Pro and Evidence*
- **Multistate Essay Exam:** Six 30-Minute Essay Questions on topics among: Civ Pro, Con Law I, Contracts, Crim Law, Property, Torts, *Con Law II*, *Crim Pro*, *Evidence*, *Corporations*, *Unincorporated Biz Assn's & Agency Law*, *Conflict of Laws*, *Family Law*, *Trusts & Estates*, and *Secured Transactions*

National Conference of Bar Examiners (ncbex.org) has more info.

Almost 150 Classes/Semester to Choose From!

Consider One or Two Transcript “Themes”

- Administrative Law and Government Regulation
- Advanced Torts
- Alternative Dispute Resolution
- Business and Finance
- Commercial Law
- Constitutional Law & Civil Rights
- Criminal Law and Procedure
- Environmental and Energy Law
- Family Law & Estate Planning
- Government Procurement Law
- Health Law
- Intellectual Property Law
- International & Comparative Law
- Labor and Employment
- Litigation and the Judicial Process
- National Security and U.S. Foreign Relations Law
- Property and Land Development
- Taxation

Concentrations

Business & Finance Law, Professor Dalia Tsuk Mitchell

Energy Law, Director, Donna Attanasio

Environmental Law, Assistant Dean Randy Abate

Family Law, Associate Dean Laurie Kohn

Government Procurement Law, Assistant Dean Jessica Tillipman

Health Law, Professor Sonia Suter

Intellectual Property Law, Associate Dean John Whealan

International and Comparative Law, Associate Dean Rosa Celorio

International Business Law, Associate Dean Rosa Celorio & Professor Dalia Tsuk Mitchell

National Security and Cybersecurity Law, Associate Dean Lisa Schenck

National Security and U.S. Foreign Relations Law, Associate Dean Lisa Schenck

Accessing Faculty Reviews

Students have access to reviews of faculty members written by other students. This information is on the MyLaw Portal (left side).

The screenshot shows the MyLaw Portal interface. At the top right, the user is identified as 'Joey Student'. Below the header is a navigation bar with links: HOME, EMAIL, COURSES, DEPARTMENT INFO, DOCKET, PHOTO DIRECTORY, INNS OF COURT, and LAW SCHOOL WEBSITE. The main content area is divided into several sections: 'Welcome Joey' with a 'Manage Profile' link; 'NEWS & ANNOUNCEMENTS' with a 'View All' link; 'EVENTS & DEADLINES (NEXT 7 DAYS)' with a 'View All' link; 'SAVE THE DATE!' with a 'View All' link; and 'FALL 2021 COURSES' with a table of courses. On the left side, there is a sidebar menu with categories: RESOURCES, COURSES, DIVERSITY & WELLNESS, FOUNDATIONS, DIRECTORY, CALENDARS, DOCUMENTS, RECORDINGS, EVALUATIONS, and ACADEMIC INFORMATION. The 'EVALUATIONS' category is highlighted with a red box. Below the sidebar, a red box contains the text: 'Students have a link to all course evaluations here.'

Course	Last Updated	Status
9999-10 Web Portal Law	7/27/2021	Enrolled
Faculty: Jane		
Faculty: Joe		

Active course evaluations display here during the evaluation period.

This is where students submit evaluation for courses they are registered in.

The evaluation period is generally the final two weeks of class prior to the start of the exam period.

Advanced Waitlist Courses

Certain courses have such high demand that registration is completed outside of the normal process.

The list of the courses is found on the second page of the [Records Office's Spring 2023 Registration Information](#) document.

Rising 2Ls are not eligible to enroll in these select courses. But as a rising 3L, you can enter a lottery to be enrolled in them.

Web
INFORMATION SYSTEM

Classes & Registration Menu Personal Information Menu Employee Information GW Alert Login Portal

Drop Classes:

This page is used to add or drop classes for the selected term. If you have already registered for the term those classes will appear in the Current Schedule table. Classes may be added in the Add Class table. To add a class enter the Course Reference Number (CRN) in the Add Class table. Classes may be dropped in the Action field. If no options are listed in the Action field then the class may not be dropped. When add/drops are complete click the Add/Drop Classes button.

If you are unsure of which classes you wish to add press the Class Search button to review the class schedule.

There is a financial penalty for dropping a course starting the first day of the semester, unless you also register for an equal or greater number of classes if you still qualify for a fixed tuition rate.

Note that DROPPING a class will remove it from your registration and transcript, while WITHDRAWING from a class will result in a grade of W. There is no refund for withdrawing from a class.

Additional instructions are available on the [Registrar's website](#).

Print Worksheet

--	--	--	--	--	--	--	--	--	--	--

Pages: Class Search Reset

Account Balance/Add Authorized Users - Optional

[\[View Holds \]](#)

7.1



LAW

DEAN OF STUDENTS
OFFICE

Topic 3


Mechanics of Course Registration

Three Different Numbers

**Course Registration
Number (CRN)**

Course Number

Section Number



60758	6202	11	Contracts	4.0	TWR	0350 - 0505pm	Morant
60759	6202	12	Contracts	4.0	MWR	0225 - 0340pm	Swaine
60760	6202	13	Contracts	4.0	MTR	0955 - 1110am	Fairfax
60761	6202	14	Contracts	4.0	MF	0830 - 1030am	Maggs
61046	6202	15	Contracts	4.0	MTW	0350 - 0505pm	Schooner

How do I actually register for classes?

First Steps:

1. Clear Any Holds on Your Registration (e.g., Library, Health, Immunization) via GWeb.
2. Read the Fall 2022 Registration Information published by the Records Office. Key provisions:
 - 1L (Rising 2L) Registration Via GWeb [Where Grades Posted]: 9 a.m. March 25 to 11:59 p.m. on March 28
 - Registration Is By Lottery; Not First Come, First Served
 - Do Not Contact Professors to Seek Enrollment



How do I actually register for classes?

Next Steps:


3. Consult the Bulletin for areas of interest and review course descriptions (and prereqs). Also available at www.law.gwu.edu/courses.
4. Consult the Course Schedule and Course List, and utilize the filters.
5. Consult the Spring 2023 preliminary documents for two-semester planning. (Records Office [webpage](#))



How do I actually register for classes?

More Steps:

6. Consult the Fall 2022 Information to Supplement the Bulletin document to see pertinent changes or notices.
 - *Changes to the Supplement* is a separate document you will want to consult at the conclusion of this summer.
7. Consult the Exam Schedule document to confirm no conflicts and manageable exam schedule that allows time between exams and paper deadlines.



How do I actually register for classes?

Almost There:

8. Consult the **Closed Class List** document on the Records Office website.
9. Determine *what* your priority should be. (more on next slide)
10. Once you have identified the slate of courses for which you intend to register, collect their CRNs from the Records Office webpage.

THE GEORGE WASHINGTON UNIVERSITY WASHINGTON, DC **GWeb** INFORMATION SYSTEM

Student Records & Registration Menu Personal Information Menu Employee Information GW Alert Login Portal

Search Go [RETURN TO MENU](#) | [SITE MAP](#) | [HELP](#) | [EXIT](#)

Summer 2020
03/02/20 08:47 am

Add/Drop Classes:

This page is used to add or drop classes for the selected term. If you have already registered for the term those classes will appear in the Current Schedule section. Additional classes may be added in the Add Class table. To add a class enter the Course Reference Number (CRN) in the Add Class table. Classes may be dropped by using the options available in the Action field. If no options are listed in the Action field then the class may not be dropped. When add/drops are complete press the Submit Changes button.

If you are unsure of which classes you wish to add press the Class Search button to review the class schedule.

There is a financial penalty for dropping a course starting the first day of the semester, unless you also register for an equal or greater number of credits or if you still qualify for a fixed tuition rate.

Please note that DROPPING a class will remove it from your registration and transcript, while WITHDRAWING from a class will result in a 'W' on your transcript. There is no refund for withdrawing from a class.

Waitlist instructions are available on the [Registrar's website](#).

Add Classes Worksheet

CRNs

<input type="text"/>	<input type="text"/>	<input type="text"/>	<input type="text"/>	<input type="text"/>	<input type="text"/>	<input type="text"/>	<input type="text"/>	<input type="text"/>	<input type="text"/>	<input type="text"/>
----------------------	----------------------	----------------------	----------------------	----------------------	----------------------	----------------------	----------------------	----------------------	----------------------	----------------------

Submit Changes Class Search Reset

[View My Account Balance/Add Authorized Users - Optional](#)

[\[View Holds \]](#)

RELEASE: 8.7.1

How do I actually register for classes?

Final Steps:

11. Actually register:
 - Go to GWeb during your designated timeframe and input CRNs.
 - A step-by-step guide is published by GWU Registrar and available on Records Office webpage.
 - Submit your priority through the link on the Records office webpage.
12. Review the registration results.

The screenshot shows the GWeb Information System interface. At the top, it displays 'THE GEORGE WASHINGTON UNIVERSITY WASHINGTON, DC' and 'GWeb INFORMATION SYSTEM'. Below this is a navigation menu with 'Student Records & Registration Menu' selected, along with 'Personal Information Menu', 'Employee Information', and 'GW Alert Login Portal'. A search bar with a 'Go' button is present, along with links for 'RETURN TO MENU', 'SITE MAP', 'HELP', and 'EXIT'. The current term is 'Summer 2020' and the date is '03/02/20 08:47 am'. The main heading is 'Add/Drop Classes:'. A help icon and text explain the process: 'This page is used to add or drop classes for the selected term. If you have already registered for the term those classes will appear in the Current Schedule section. Additional classes may be added in the Add Class table. To add a class enter the Course Reference Number (CRN) in the Add Class table. Classes may be dropped by using the options available in the Action field. If no options are listed in the Action field then the class may not be dropped. When add/drops are complete press the Submit Changes button.' It also notes that dropping a course has a financial penalty and that dropping a class will remove it from the registration and transcript, while withdrawing will result in a 'W' on the transcript. Waitlist instructions are available on the Registrar's website. Below this is the 'Add Classes Worksheet' section, which includes a row of input boxes for CRNs, buttons for 'Submit Changes', 'Class Search', and 'Reset', and a link for 'View My Account Balance/Add Authorized Users - Optional'. A '[View Holds]' link is also present. The version number 'RELEASE: 8.7.1' is shown at the bottom.

The Priority Form

One Priority Selection per student each semester

Submit during registration period via Records Office website (*not GWeb*); select Fall 2022 semester

Use Priority Choice on the class you want or need most to implement your master plan; you must also register for the course on GWeb

Check the closed class list after rising 3L registration ends (March 22) before submitting Priority Form; otherwise, you may waste it



Request to Register for a Restricted Class

Some classes require completion of an additional form.

If necessary, complete and submit to the Records Office.



Drop-In Advising



Dean of Students staff members will offer open advising at designated times to answer your questions.

See the schedule on the Registration Memo and Portal Announcement.

Important Dates

March 15 – March 24, DOS drop-in advising.


March 22, Inns Advising Sessions by Inn

March 25-March 28 at 11:59 p.m.:

- Priority Class Submission, via Records Office website
- Rising 2L Registration, via GWeb

Important Sources of Information

1. Law School Bulletin
2. Records Office Website:
 - Registration Memo
 - Course Schedule with CRNs
 - Exam Schedule
 - Information to Supplement the Bulletin
 - Closed Class List
3. DOS “Academic and Course Advising” Website
 - Experiential Course List
4. DegreeMAP



THANK YOU FOR YOUR ATTENTION!

deanofstudents@law.gwu.edu
(202)994-8320



WELCOME

TO

GW

LAW